








In 2024, Yancoal celebrated 20 years since the company started in Australia. Through strategic acquisitions and organic expansion, we have grown into one of Australia's largest coal producers and we export our high-quality thermal and metallurgical coal to a range of customers across Asian markets.

We are proud of what Yancoal has achieved over the past 20 years: we have succeeded in developing a safe, profitable and sustainable business; we have helped to build stronger and more resilient communities; we have built a workforce culture based on shared Chinese and Australian values; and we have invested well over \$10 billion into Australian assets. In 2024, Yancoal nationally contributed \$16.0 billion in value-added economic impacts (\$7.7 billion in direct and \$8.3 billion in supply chain and consumption effects), which amounted to 0.6% of Australia's estimated Gross National Product. We also continued to be a significant contributor to Australian government revenues, paying corporate tax from our profits, state government royalties and local council rates.

Yancoal looks to the future with a clear purpose – to continue to be a reliable source of resources that power and build societies around the world.

								QLD	QLD	QLD	WA	2024 TOTALS
								MIDDLEMOUNT ²	YARRABEE	CAMEBY DOWNS ³	PREMIER ³	
NSW	NSW	NSW	NSW	NSW	NSW	NSW	NSW					
HUNTER VALLEY OPERATIONS ¹	MOOLARBEN	MOUNT THORLEY WARKWORTH	ASHTON		STRATFORD- DURALIE	AUSTAR	CORPORATE					
	A multi-pit mine using dragline, truck and shovel operations to produce semi-soft coking coal and thermal coal for export; operated by Hunter Valley Joint Venture.	Truck and shovel open-cut and longwall underground minig complex producing thermal coal for export; operated by Yancoal.	Dragline, Truck and shovel open-cut mine producing semi-soft coking coal and thermal coal for export; operated by Yancoal.	Underground mine producing semi-soft coking coal for export; operated by Yancoal.	Open-cut mine that closed in 2024.	Underground mine that closed in 2021.	Yancoal has two corporate offices located in Sydney and Newcastle.	Truck and shovel opencut mine producing low volatility pulverised coal injection (PCI) coal and hard coking coal; operated by Middlemount Joint Venture.	Truck and shovel open-cut mine producing ultra low volatile pulverised coal injection (PCI) coal and thermal coal; operated by Yancoal.	Truck and shovel open-cut mine in Surat Basin producing low ash thermal coal for export; operated by Yancoal.	Truck and shovel open-cut mine producing sub-bituminous, low ash and low sulphur coal for domestic power generation and metallurgical applications; operated by Yancoal.	
	1,359	895	1,213	292	59	11	254	331	426	226	369	5,434
 \$M	224	159	229	55	11	3	72	58	75	34	58	977
	835	815	744	458	262	149	440	344	486	327	392	2,946
 \$M	1,292	1,201	946	147	40	12	159	584	442	288	228	5,339
 \$M	1,748	1,611	1,373	230	57	16	902	741	587	369	300	7,934
Indirect and Total Impact ⁴												
	17,394	15,723	13,705	2,402	593	161	7,156	6,055	6,135	3,826	3,309	76,461
 \$M	1,290	1,189	1,090	206	46	13	605	434	445	268	244	5,830
 \$M	3,593	3,392	2,833	482	119	34	1,906	1,174	1,156	728	582	15,998

ICON KEY:



Fulltime
Employees



Wages
And Salaries



Local Businesses
Supported



Purchases Of
Goods And Services



Economic
Impact

¹ HVO is an unincorporated joint venture in which Yancoal owns 51%.

² Middlemount is an incorporated joint venture in which Yancoal owns just under 50%.

³ Yancoal manages these operations on behalf of its majority shareholder, Yankuang Energy Group.

⁴ This estimates the flow-on impact of Yancoal's direct expenditure, taking into consideration both indirect and consumption induced effects.

“Yancoal is committed to making a positive difference where we operate.”

Through the Community Support Program (CSP), we support community projects across a wide range of activities, such as: funding health services; sponsoring key community events and clubs; supporting environmental initiatives; and providing education and training. We are proud to be helping to build stronger and more sustainable communities across regional Australia. In 2024, Yancoal and our associated joint ventures increased investment in community projects to \$2.3 million across 223 initiatives.



Our economic contributions in 2024

Regions where Yancoal makes the largest contributions

CONTRIBUTION KEY & OVERALL TOTALS:

• **\$16.00B**

Total economic impact

Quantifies the overall financial contribution of Yancoal including direct, indirect and induced effects.

• **\$7.93B**

Direct economic impact

The immediate financial effects of Yancoal's operations, such as wages, investment, and spending.

• **2,946**

Local businesses supported

Local companies benefiting from Yancoal's operations through procurement, partnerships, and demand.

• **5,434**

Direct full-time employees

People employed directly by Yancoal on a permanent, full-time basis.

Locations of Mining Operations

- ① Premier
- ② Middelmount
- ③ Yarrabee
- ④ Cambey Downs
- ⑤ Moolarben
- ⑥ Mount Thorley Warkworth
- ⑦ Hunter Valley Operations
- ⑧ Ashton
- ⑨ Stratford Duralie

Mackay, Isaac & Whitsundays

Total Economic Impact (\$M) 317
Direct Economic Impact (\$M) 155
Direct FTE (no.) 106
Suppliers (no.) 149

Central Queensland

Total Economic Impact (\$M) 399
Direct Economic Impact (\$M) 200
Direct FTE (no.) 431
Suppliers (no.) 143

Sunshine Coast

Total Economic Impact (\$M) 282
Direct Economic Impact (\$M) 146
Direct FTE (no.) 45
Suppliers (no.) 39

Brisbane

Total Economic Impact (\$M) 1,494
Direct Economic Impact (\$M) 749
Direct FTE (no.) 31
Suppliers (no.) 311

Darling Downs - Maranoa

Total Economic Impact (\$M) 73
Direct Economic Impact (\$M) 37
Direct FTE (no.) 145
Suppliers (no.) 48

Hunter Valley

Total Economic Impact (\$M) 2,361
Direct Economic Impact (\$M) 1,144
Direct FTE (no.) 2,450
Suppliers (no.) 491

Newcastle & Lake Macquarie

Total Economic Impact (\$M) 1,642
Direct Economic Impact (\$M) 784
Direct FTE (no.) 574
Suppliers (no.) 365

Central Coast

Total Economic Impact (\$M) 79
Direct Economic Impact (\$M) 38
Direct FTE (no.) 36
Suppliers (no.) 25

Sydney

Total Economic Impact (\$M) 2,864
Direct Economic Impact (\$M) 1,386
Direct FTE (no.) 136
Suppliers (no.) 501

Perth

Total Economic Impact (\$M) 723
Direct Economic Impact (\$M) 346
Direct FTE (no.) 8
Suppliers (no.) 208

Bunbury

Total Economic Impact (\$M) 174
Direct Economic Impact (\$M) 90
Direct FTE (no.) 358
Suppliers (no.) 101

Central West

Total Economic Impact (\$M) 437
Direct Economic Impact (\$M) 213
Direct FTE (no.) 733
Suppliers (no.) 153

